Duett

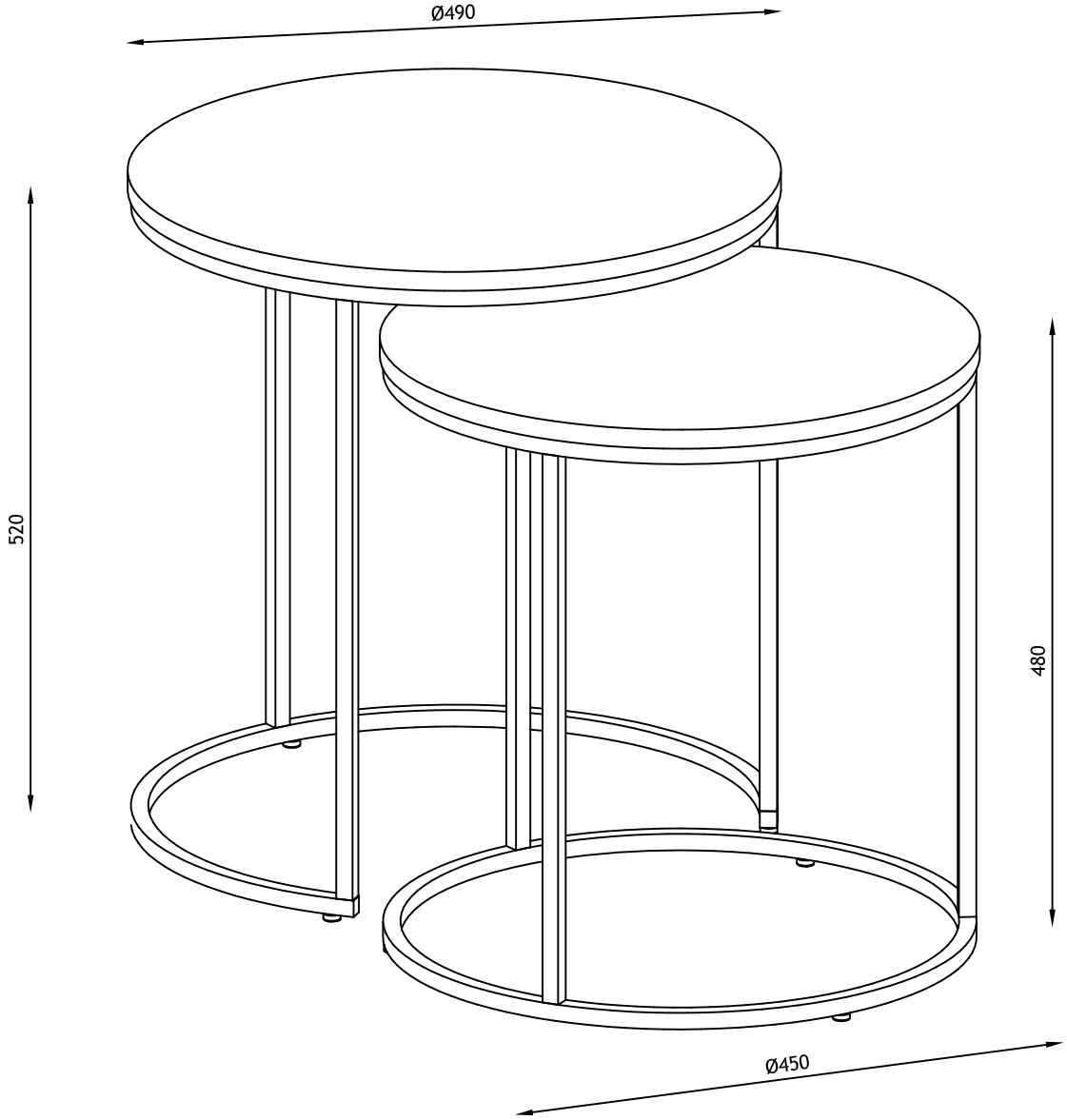

N: Viktig; Les nøye og oppbevar for bruk senere.
D: Wichtig! Sorgfältig lesen und für spätere Verwendung aufbewahren.
UK: Important! Read carefully and retain for future reference.
F: Important! A lire soigneusement et à conserver.
SE: Viktigt : Läs noggrant och spara för senare behov.
ES: Importante. Leer cuidadosamente las instrucciones y guardar para futures referencias.
I: Importante! Leggere attentamente e conservare per future necessità.

Rev 1

5002811
5002810

N: For å unngå at møbelet får skader under montering anbefales det å montere møbelet på et mykt underlag, f.eks. på et teppe.

UK: Assembling of the furniture should take place on a soft surface e.g.a carpet in order to avoid scratching during assembly.

D: Um zu vermeiden, dass das Möbelstück gerissen wird, empfehlen wir unbedingt, es auf einer weichen Unterlage zu montieren - z.B. ein Teppich.

F: Afin d'éviter les rayures lors du montage, l'assemblage du meuble doit être effectué sur une surface douce - par exemple une couverture.

SE: För att möbeln inte ska repas vid montering bör den monteras på ett mjukt underlag - tex. på en matta.

ES: El montaje del sofa tiene que ser hecho en una superficie suave, como por ejemplo una alfombra o una manta , para evitar rozaduras durante el montaje.

I: Il montaggio dei mobili dovrebbe essere eseguito su una superficie morbida, ad esempio su un tappeto, per evitare rigature dovute all'assemblaggio.

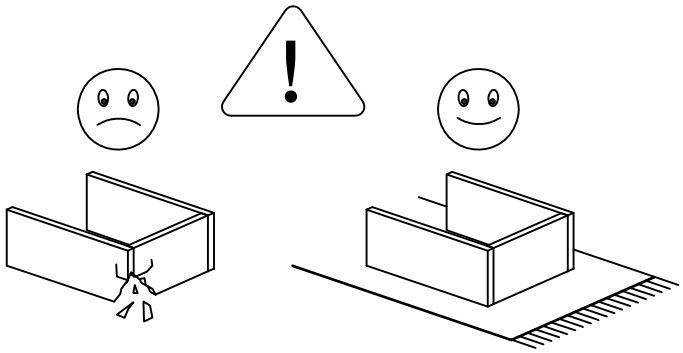

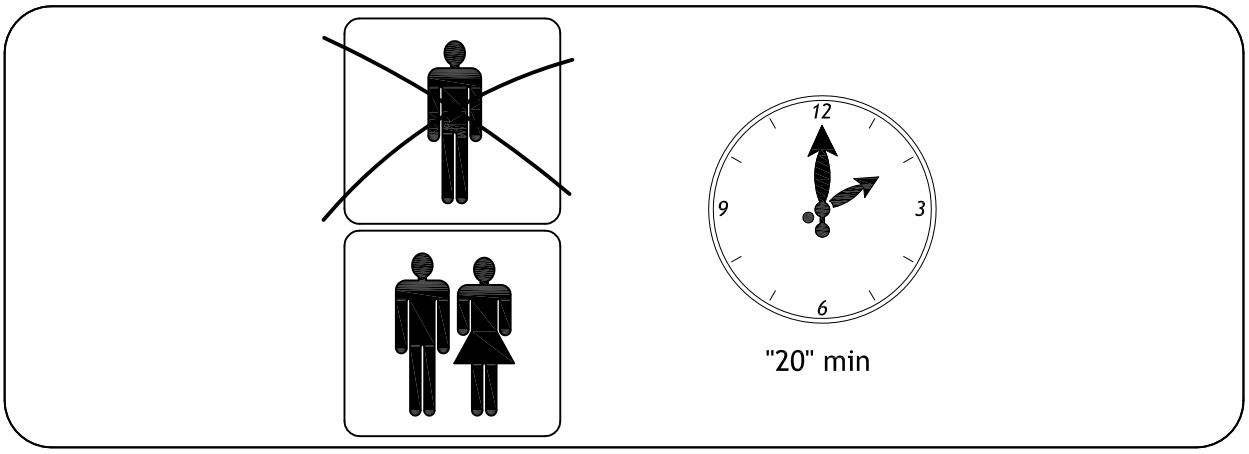

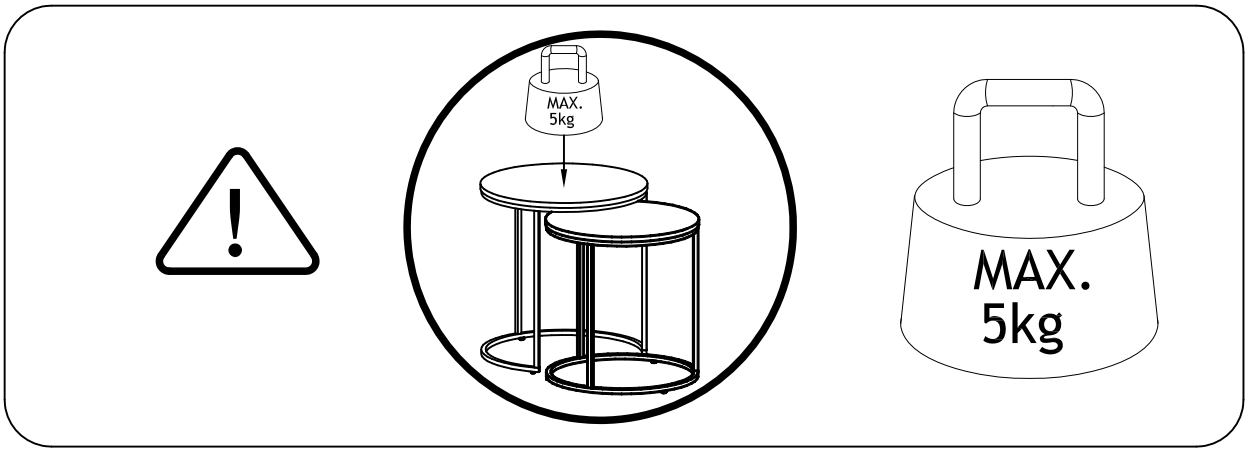

5002811
5002810

			CTN.no	√
1	1	Ø490x42	1/1	
2	3	473x13x13	1/1	
3	1	485x390x25	1/1	
4	1	Ø450x42	1/1	
5	3	433x13x13	1/1	
6	1	Ø445x25	1/1	

ID nr. 5115

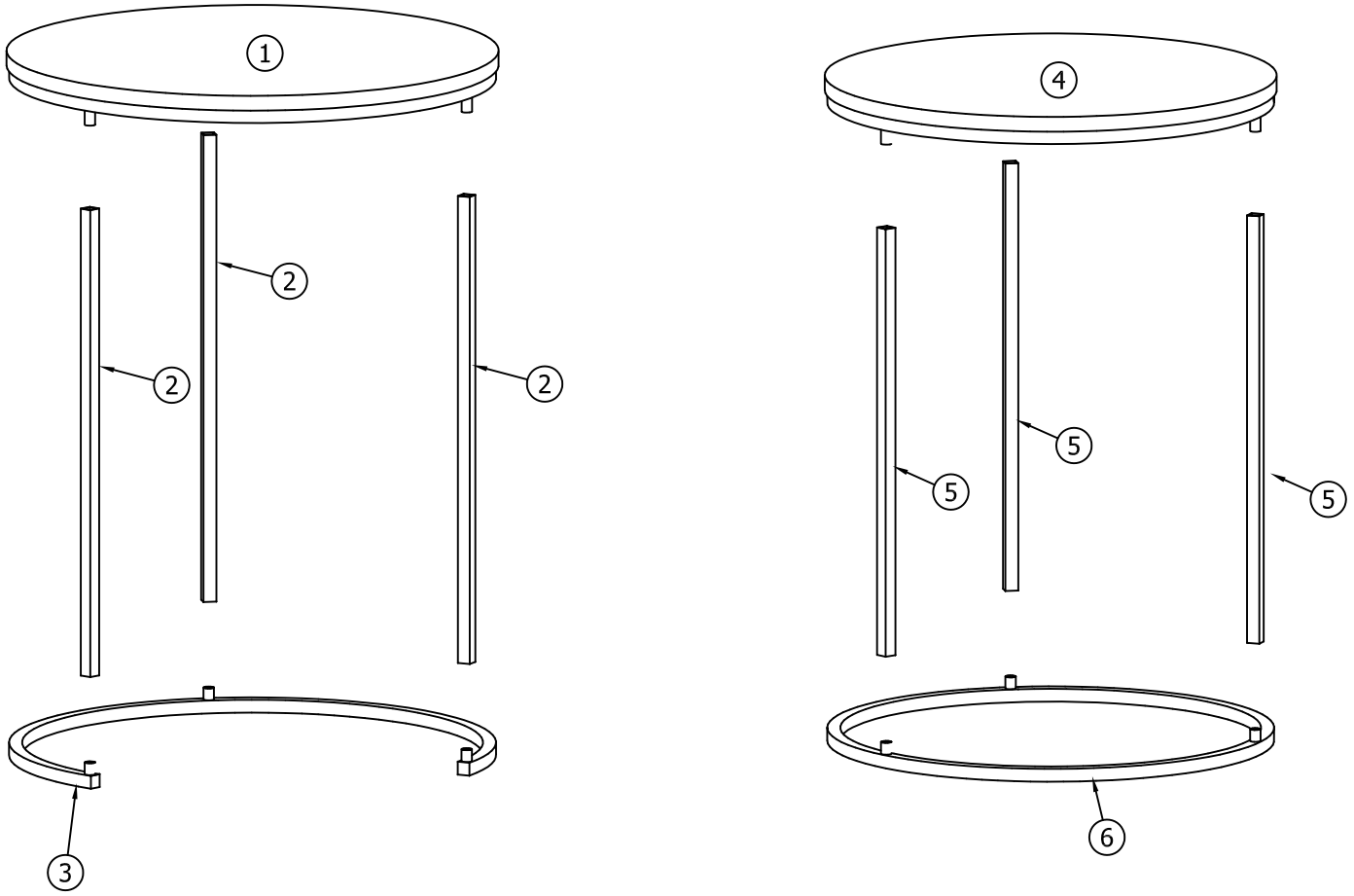

5002811
5002810

ID nr. 5115

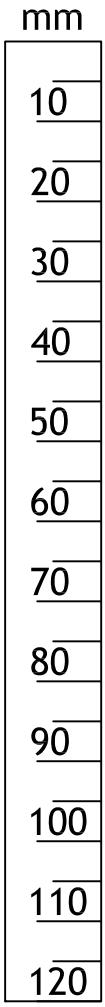

A x 3	B x 3	C x 6	D x 1
			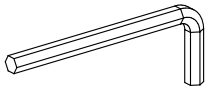
1/4"x488 mm	1/4"x448 mm	Ø13x6	4 mm

N: Dersom det skulle være nødvendig å bestille reservedeler, vennligst oppgi både modell- og delenummer.
D: Falls Sie Ersatzteile benötigen, geben Sie bitte Modellnummer und Teilnummer, die Sie in der Montageanleitung findet an.
UK: In case you need spare parts please indicate model number and part number shown in the assembly instruction.
F: Dans le cas où vous auriez besoin de pièces détachées, nous vous prions de bien vouloir indiquer la référence du produit et celle de la pièce en question.
SE: Om det blir nödvändigt att beställa reservdelar, var vänlig uppge både modellnummer och det angivna numret på reservdelen.
ES: En caso de que usted necesite alguna pieza de cambio, por favor, indicar modelo y número conforme aparece en las instrucciones.
I: Nel caso in cui siano necessarie delle parti di ricambio, indicare il numero del modello e il numero della parte indicati nelle istruzioni di montaggio.

5002811
5002810

1

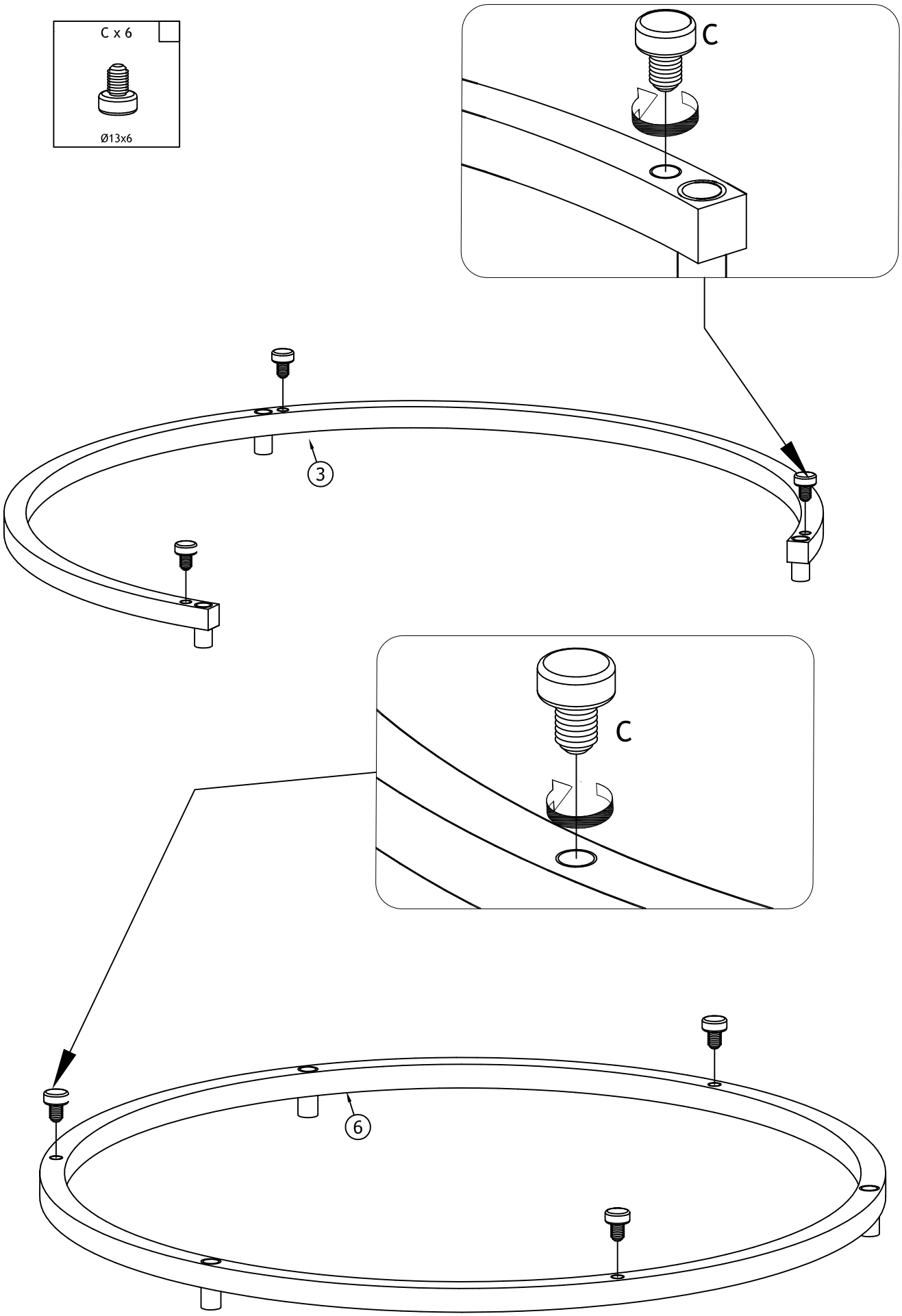

5002811
5002810

2

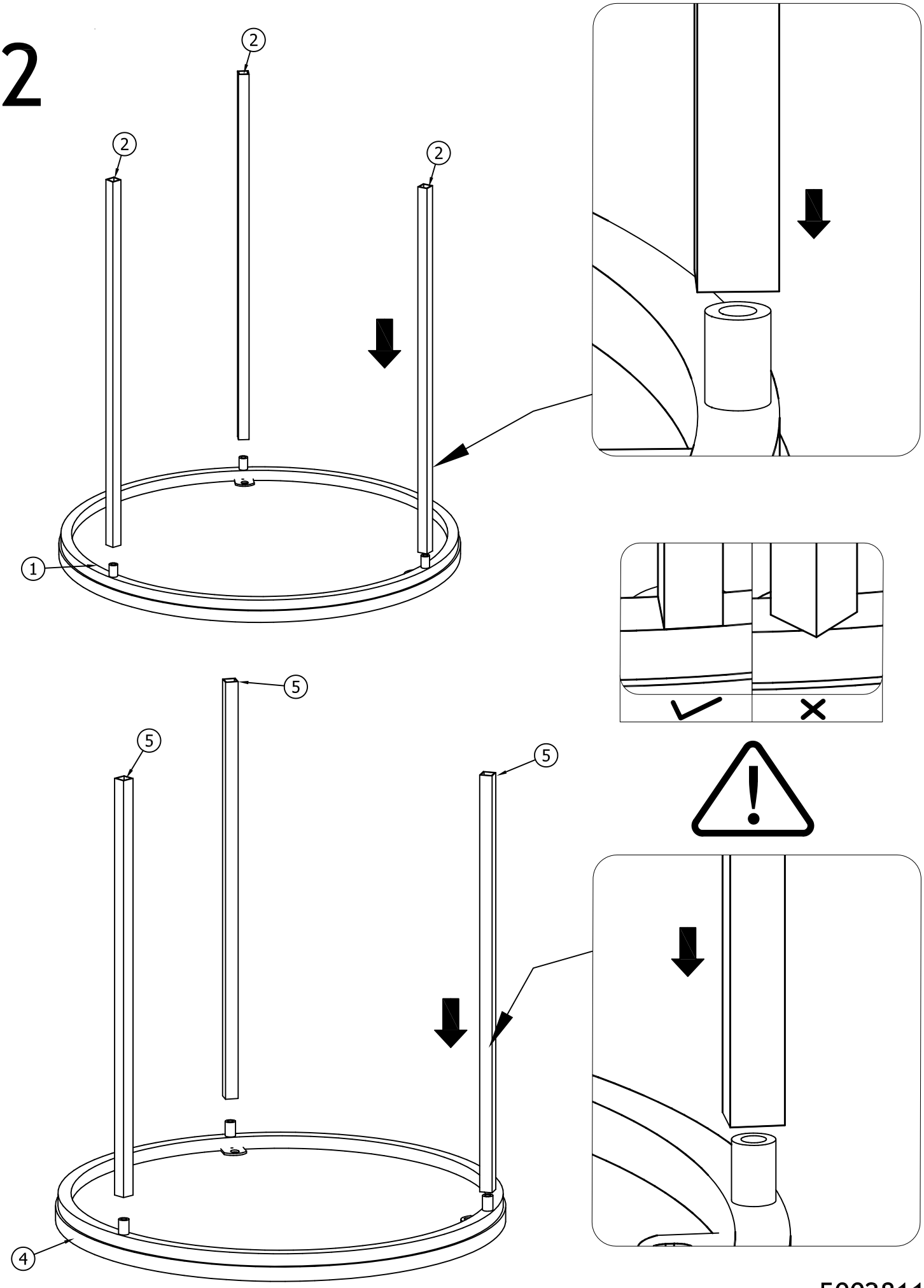

5002811
5002810

3

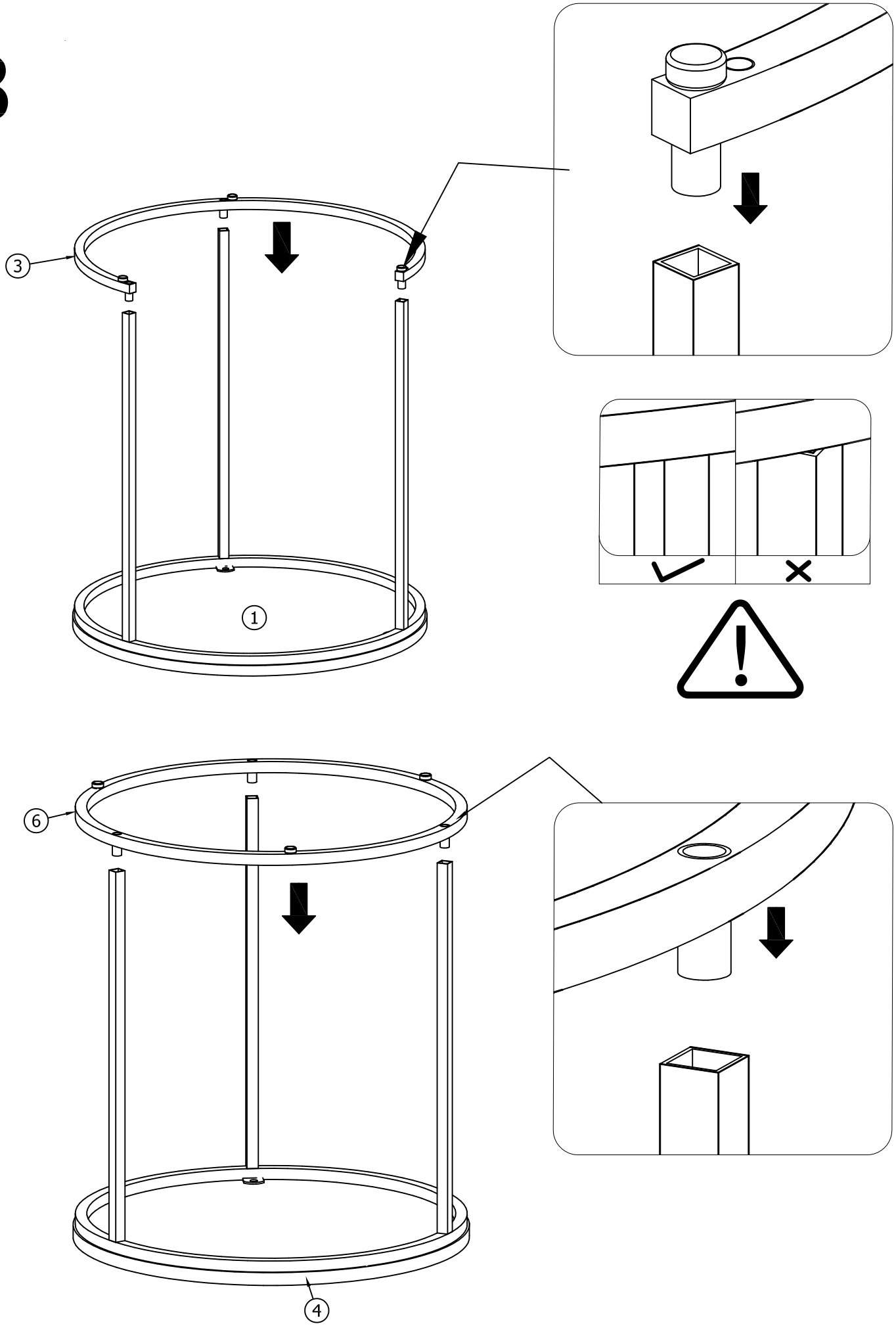

5002811
5002810

4

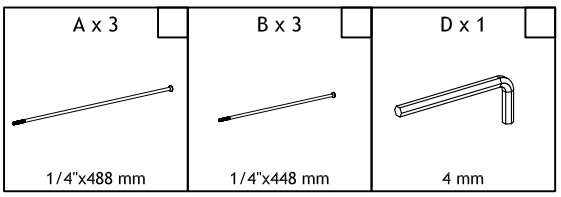

Trekk til all skruer godt.

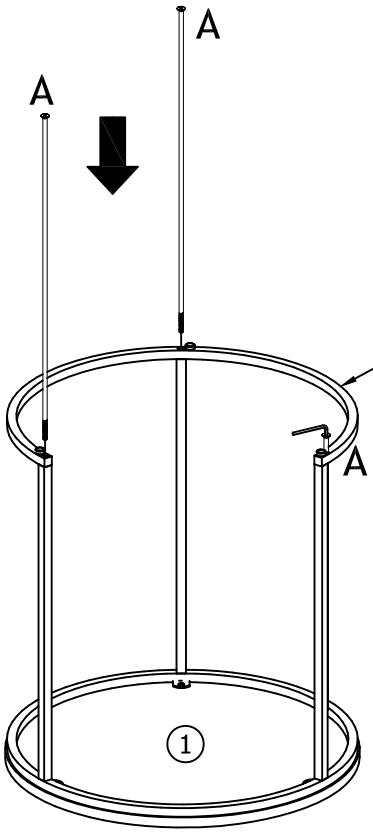

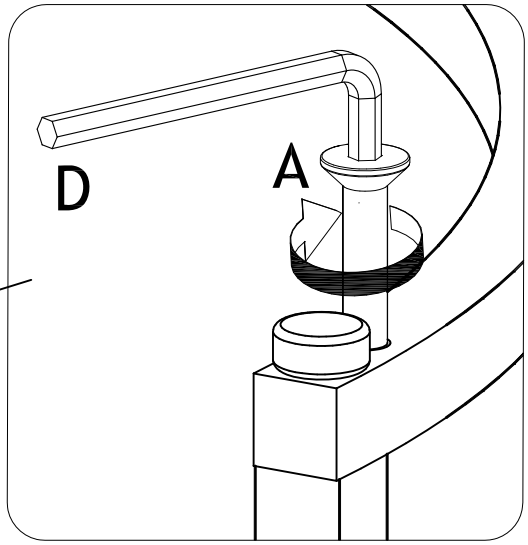

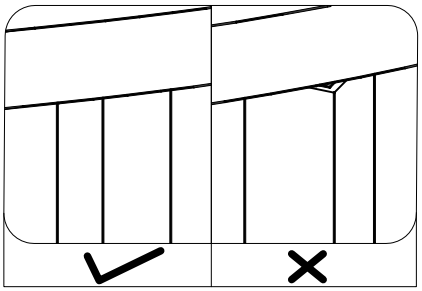

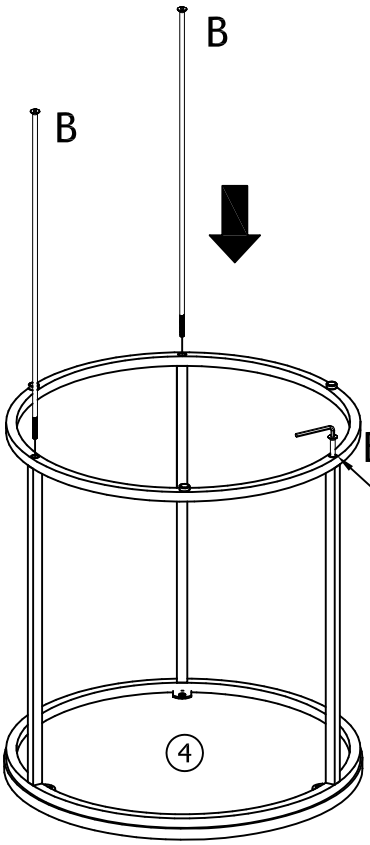

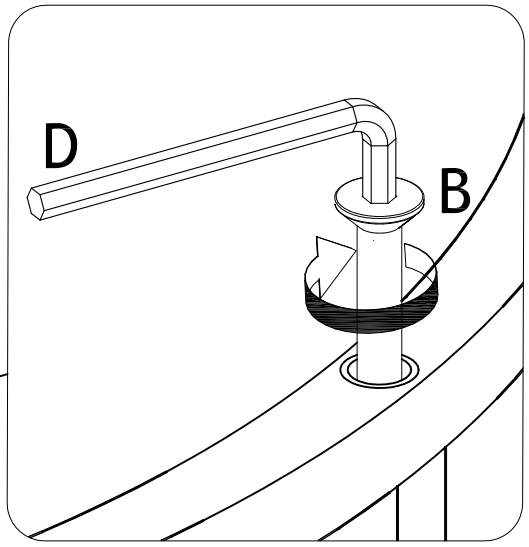

Trekk til all skruer godt.

5002811
5002810

NO:

Vedlikeholdsveiledning:

Kontroller og etterstram alle skruer regelmessig. Tørk av med en ren og tørr klut, (ikke bruk mikrofiber klut). NB! Ikke bruk såpemidler, ei heller slipemidler, kjemikalier eller pussemidler som inneholder silikon. Unngå at møbelet blir eksponert for direkte sollys da det kan medføre at treet endrer farge. Fuktige flekker må fjernes omgående. Det er viktig at møbelet etterbehandles jevnlig med **Opalin spray voks, Leather master spray voks, eller Saphir lakkbeskyttelse** for å gjøre overflatene mer motstandsdyktige mot smuss og væske. Gjerne 1 til 2 ganger i året. Følg bruks-anvisningen på produktet nøye.

UK:

Care information:

Periodically check and re-tighten all fasteners. Dust using a soft, clean cloth, (do not use microfiber cloth). Do not use harsh abrasives, chemicals or polishes containing silicone. Avoid direct sunlight as this may cause the timber to change color. Moist substances must be removed immediately. It is important that the furniture is treated with **Opalin Spray Wax, Guerdian Spray Wax, Leathermaster Ppray Wax or Saphir Lacquer Protection** regularly to make surfaces more resistant towards fluids and stains. One to two times a year. Follow instructions on the product carefully.